







FLAXO ROCKWALL

Product Description

Flaxo RockWall is a superior quality, water-based acrylic copolymer paint that features a special grooved design textured finish, ideal for exterior surfaces. It contains graded marble aggregates for added durability and aesthetic appeal, creating a variety of patterns. It can effectively conceal minor cracks and imperfections on surfaces.

Advantages







-  Excellent adhesion and alkali resistance
-  Hides minor cracks and surface imperfections
-  Excellent UV and weathering resistance
-  Can be top coated for enhanced performance
-  Low VOC and low odour
-  Non-hazardous and environmental friendly

Recommended Uses

Suitable as a topcoat for exterior use on cement plaster, concrete, masonry, rendered surfaces, etc.

Substrate should have adequate strength to receive the paint. Any defects in the substrate like surface undulations, cracks, pin holes etc., should be rectified/filled before starting painting.

Physical Properties





 Colour	Refer to Flaxen Paints colour card
 Finish	Matt
 Volume Solids	71 ± 2%
 Specific Gravity	1.85 ± 0.02
 Packaging Size	18L
 VOC	< 1 g/L

Typical Painting System*

Flaxo Acrylic Primer	1 coat
Flaxo RockWall	1 coat
Other Flaxen Topcoat (optional)	2 coats

**Above mentioned paint system is for general guideline only, other system may be specified, depending on area of use. Please refer to our decorative sales department for technical assistance*

Application Data

 Film Thickness Per Coat			
Dry Film Thickness		1000 – 1200 µm	
Wet Film Thickness		1400 – 1700 µm	
<i>*Film thickness is estimated as an average but might vary.</i>			
 Drying Time*	10°C	30°C	40°C
Touch Dry	8 h	4 h	2 h
Recoating Interval	32 h	16 h	8 h
Hard Dry	48 h	24 h	12 h
<i>* Temperature, humidity, air movement, ventilation, film thickness and number of coats all effect the drying time. The figures given are typical with good ventilation, typical film thickness and relative humidity at 70%.</i>			
 Theoretical Spreading Rate*	0.59 – 0.71 m ² /liter		
<i>*Actual coverage will vary based on surface condition, wastage and film thickness applied.</i>			
 Thinner	Potable Clean water		

Method of Application:

Stainless steel trowel

Cleaning Solvent:

Water

Dilution:

Ready to use after proper stirring. If thinning required, Max. 5 % water can be added.

FLAXO ROCKWALL

Application Data - cont'd






Surface Preparation:

Before application, substrate must be sound, clean, dry and free from dust, oil, grease, loose particles, laitance, powder paint and from all the substances that may prevent adhesion. All loose material must be removed by stiff bristle brush. All traces of form release agents curing agents must be removed. A light sanding with suitable abrasive material is recommended before application.







Application Conditions:

Substrate temperature should be 10°C & at least 3°C above the dew point of the air. At application below 10°C drying temperature will be significantly extended & spraying characteristics may be impaired. Good ventilation is recommended in confined areas to ensure proper drying. Do not apply during strong wind, fog, high relative humidity and imminent rain.

Storage

-  Keep out of reach of children.
-  Store in cool, dry well-ventilated space and away from source of heat and ignition
-  Containers must be kept tightly closed.
-  Shelf life of up to 24 months from the date of manufacture when stored in warehouse conditions below 35°C in the original packs.
-  Stir well before using and handle with care.

Health and Safety Precautions

-  Please read and follow the precautionary notices displayed on the container, and all caution statements on the MSDS of this product.
-  Always ensure good ventilation during application and drying. When applying the paint in insufficient ventilated areas, forced ventilation should be provided.
-  During application of paint, contact of liquid paint with eyes, skin, inhalation of paint mist and paint vapor, should be strongly avoided.
-  Remove splashes from skin, use soap and water or recognized skin cleaner
-  Wastes and empty containers should be disposed of in accordance with local safety regulations.
-  Material Safety Data Sheet (MSDS) can be obtained upon request.

Disclaimer

The information provided in this data sheet is not intended to be complete. It is the responsibility of the user to ensure that the product used is suitable for the purpose it is meant to serve. In view of various factors affecting the performance of the coating, we cannot assume responsibility for the product performance, nor do we accept any liability arising from use of this product, unless specifically agreed to in writing by us. Please note that these instructions become invalid when new version is released. We reserve the right to modify the information provided without prior notice.