







FLAXOSTONE CLEAR COAT

Product Description

FlaxoStone Clear Coat is a premium grade, transparent protective coat based on a pure acrylic emulsion with a special Nano-composite binder. It is designed to be used over FlaxoStone paint systems. This unique formulation ensures a resilient and long-lasting finish with exceptional resistance to dirt and UV rays, making it an optimal selection for external surfaces due to its outstanding durability.

Advantages







-  Excellent alkali resistance and adhesion
-  Excellent dirt pick-up resistance
-  Excellent UV and weathering resistance
-  Hydrophobic coating
-  Resilient against hostile atmospheric contaminants.
-  Non-hazardous and environmental friendly

Recommended Uses

Ideal for protecting interior and exterior surfaces such as cement plaster, concrete, masonry, blockwork, rendered surfaces, gypsum etc.

Substrate should have adequate strength to receive the paint. Any defects in the substrate like surface undulations, cracks, pin holes etc., should be rectified/filled before starting painting.

Physical Properties



 Colour	Clear
 Finish	Smooth, Sheen
 Volume Solids	25 ± 2%
 Specific Gravity	1.01 ± 0.02
 Packaging Size	3.75L & 18L
 VOC	Low VOC

Typical Painting System*


FlaxoStone Primer	1 coat
FlaxoStone Basecoat	1 coat
FlaxoStone (Topcoats)	1 coat
FlaxoStone Clear Coat	2 coats

**Above mentioned paint system is for general guideline only, other system may be specified, depending on area of use. Please refer to our decorative sales department for technical assistance*


Application Data

 Film Thickness Per Coat			
Dry Film Thickness	25 – 30 µm		
Wet Film Thickness	100 – 120 µm		
 Drying Time*	10°C	30°C	40°C
Touch Dry	6 h	4 h	2 h
Recoating Interval	12 h	8 h	4 h
Hard Dry	48 h	24 h	12 h

** Temperature, humidity, air movement, ventilation, film thickness and number of coats all effect the drying time. The figures given are typical with good ventilation, typical film thickness and relative humidity at 70%.*

 Theoretical Spreading Rate*	8.3 – 10 m ² /liter
--	--------------------------------

**Actual coverage will vary based on surface condition, wastage and film thickness applied.*

 Thinner	Potable Clean water
--	---------------------

Method of Application:

Roller, Brush & Airless Spray

Guiding Data for Spray Equipment*:

Spray Angle : 50° - 80°
 Nozzle Size : 0.018" – 0.026"
 Pressure : 150 - 180 bars

**the spray detail given above are intended as a guide only, fluid hose length, diameter, paint temperature and project complexity all influence the choice of tip and operating pressure.*

FLAXOSTONE CLEAR COAT

Application Data - cont'd

Cleaning Solvent:

Water

Dilution:

Max. 5 % (if required)

Surface Preparation:

Before application, substrate must be sound, clean, dry and free from dust, oil, grease, loose particles, laitance, powder paint and from all the substances that may prevent adhesion. All loose material must be removed by stiff bristle brush. All traces of form release agents curing agents must be removed. A light sanding with suitable abrasive material is recommended before application.

Application Conditions:

Substrate temperature should be 10°C & at least 3°C above the dew point of the air. At application below 10°C drying temperature will be significantly extended & spraying characteristics may be impaired. Good ventilation is recommended in confined areas to ensure proper drying. Do not apply during strong wind, fog, high relative humidity and imminent rain.

Storage



Keep out of reach of children.



Store in cool, dry well-ventilated space and away from source of heat and ignition



Containers must be kept tightly closed.



Shelf life of up to 24 months from the date of manufacture when stored in warehouse conditions below 35°C in the original packs.



Stir well before use and handle with care.

Health and Safety Precautions



Please read and follow the precautionary notices displayed on the container, and all caution statements on the MSDS of this product.



Always ensure good ventilation during application and drying. When applying the paint in insufficient ventilated areas, forced ventilation should be provided.



During application of paint, contact of liquid paint with eyes, skin, inhalation of paint mist and paint vapor, should be strongly avoided.



Remove splashes from skin, use soap and water or recognized skin cleaner



Wastes and empty containers should be disposed of in accordance with local safety regulations.



Material Safety Data Sheet (MSDS) can be obtained upon request.

Disclaimer

The information provided in this data sheet is not intended to be complete. It is the responsibility of the user to ensure that the product used is suitable for the purpose it is meant to serve. In view of various factors affecting the performance of the coating, we cannot assume responsibility for the product performance, nor do we accept any liability arising from use of this product, unless specifically agreed to in writing by us. Please note that these instructions become invalid when new version is released. We reserve the right to modify the information provided without prior notice.